

# WATCO®

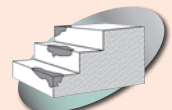
Protecting your premises since 1927

## Concrex® Range

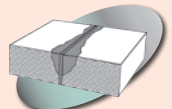
NOW AVAILABLE FROM WATCO!



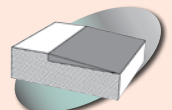
### USES



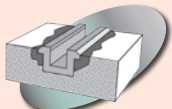
Damaged steps



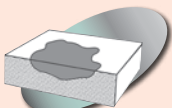
Spalled expansion joints



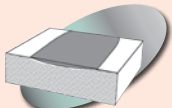
Different levels



Fixing guide rails



Holed floors



Worn floors

## Watco Concrex®

### Our strongest ever epoxy resin mortar!

- Virtually indestructible
- May be feather-edged
- Chemical resistant and anti-slip
- Impermeable and non-dusting

We have reformulated Watco Concrex to make it even stronger. It now contains epoxy novolac resin which improves resistance to abrasion, chemicals and temperature. It's still as easy to use and as reliable as ever – use it in heavy wear areas where ordinary repair mortars will fail.

<b>Main uses:</b>	Repairing eroded or damaged concrete, bay edges and broken steps
<b>Usage:</b>	Interior & exterior
<b>Suitable for:</b>	Concrete, sand and cement, metal
<b>Coverage:</b>	1.2m <sup>2</sup> per 10kg at 5mm thick
<b>Depth:</b>	From feather-edge to 50mm depth (full strength is achieved at 5mm)

<b>Curing time:</b>	3-6 hours at 15-20°C Ready for heavy traffic in 8-12 hours
<b>Primer:</b>	Not usually required
<b>Tools:</b>	Steel float or trowel

### Concrex® Rapid Set



Extra fast epoxy repair mortar for heavy industrial use. Ready for heavy industrial traffic in 3 hours at 20°C

**Available in**

10kg and 25kg packs

**Coverage:**

Approx. 1.2m<sup>2</sup> per 10kg at 5mm thick

### Concrex® Deep Fill



Ideal for filling deep holes quickly and economically.

**Available in**

25kg packs

**Coverage:**

Approx. 1m<sup>2</sup> per 50kg at 30mm thick

### Concrex® High Temperature Grade



A new version which will tolerate steam cleaning and temperatures up to 100°C.

**Available in**

10kg packs

**Coverage:**

Approx. 1.2m<sup>2</sup> per 10kg at 5mm thick

### Concrex® Coloured



Now contains epoxy novolac resin to give an even tougher mortar with higher temperature, chemical and solvent resistance. Available in blue, green, terracotta, tile red, stone, buff, light grey and black.

**Available in**

10kg and 25kg packs

**Coverage**

Approx. 1.2m<sup>2</sup> per 10kg at 5mm thick



### Concrex® Cold Set




Cold curing version for winter use and cold room conditions.

**Available in**

10kg and 25kg packs

**Coverage:**

Approx. 1.2m<sup>2</sup> per 10kg at 5mm thick



### Concrex® Vertical



A two-part epoxy resin mortar with special lightweight fillers. The effective way to fix damaged vertical masonry.

**Available in**

2.5kg and 25kg packs

**Coverage:**

Approx. 0.6m<sup>2</sup> per 2.5kg at 5mm thick



### Concrex® Coloured Cold Set



Ideal for eroded cold room floors, repairing entrance ways or external areas

**Available in**  
10kg and 25kg packs

**Coverage:**  
Approx. 1.2m<sup>2</sup> per  
10kg at 5mm thick

### Concrex® Cold Set Deep Fill



Ideal for filling deep holes in cold areas.

A cold setting version of Concrex® Deep Fill

**Available in**  
25kg packs

**Coverage:**  
Approx. 0.5m<sup>2</sup> per  
25kg at 30mm thick

### Concrex® Asphalt Repair



A heavy duty epoxy resin mortar ideal for difficult repairs to asphalt.

**Available in**  
25kg packs

**Coverage:**  
Approx. 1m<sup>2</sup> per  
25kg at 15mm thick

### Concrex® Damp Repair Kit



For incredibly tough repairs to areas that cannot be dried out easily.

**Available in**  
10kg packs

**Coverage:**  
Approx. 1.2m<sup>2</sup> per  
10kg at 5mm thick

### Concrex® Fine Filler



Ideal for repairing scratches, blemishes and bolt holes in floors or vertical surfaces.

**Available in**  
25kg packs

**Coverage:**  
A 1.5kg twin pack  
makes approximately  
1 litre of filler

### Concrex® Coving Mortar



Heavy duty epoxy resin mortar for a tough coved skirting

**Available in**  
5kg packs

**Coverage:**  
Approx. 5m of  
50mm x 50mm  
coved skirting

## THE WATCO CONCREX RANGE

### Watco Concrex Original

The most versatile and widely used epoxy resin repair mortar. Maximum strength is achieved at only 5mm thick and repairs may be feather-edged. May be applied at up to 50mm thick for patch repairs. For larger, deeper repairs, build up in layers of approximately 50mm (allowing 6-8 hours between layers) or use finishing with Watco Concrex Deep Fill. Apply at temperatures above 10°C.

### Watco Concrex Rapid Set

An extra rapid setting version enables repairs to be heavily trafficked after only three hours.

### Watco Concrex Deep Fill

Designed to fill deep repairs to within 5mm of finished floor level before finishing with Watco Concrex Original. Can be applied at 15-100mm thick in one layer.

### Watco Concrex High Temperature Grade

For repairs which may become very hot such as in front of ovens or furnaces, etc; or in areas subject to steam cleaning. Will stand a constant dry temperature of 100°C. (When steam cleaning, do not play the steam jet on the same spot for more than 2-3 minutes.)

### Watco Concrex Coloured

Pigmented version of Watco Concrex Original. When used as a screed to resurface larger areas we recommend sealing Watco Concrex Coloured using one coat of Watco Epoxy Gloss Coat in a similar colour to make cleaning easier.

### Watco Concrex Cold Set

For use at a temperature range of minus 10°C to plus 10°C.

### Watco Concrex Vertical

Special lightweight version for vertical and overhead repairs. (2.5kg of this lightweight mix is equivalent in volume to 5kg of Watco Concrex Original.) Can be applied at any depth without the need to build up in layers.

## TECHNICAL DATA

### Composition

A resin rich blend of specially selected finely graded aggregate and epoxy resin. A curing agent is added at point of use. Watco Concrex Deep Fill also contains a larger aggregate.

### Appearance

Smooth, impervious surface. Watco Concrex Deep Fill has a rougher, textured surface.

### Many Uses

Suitable for virtually any industrial application where exceptional wear resistance is required. Ideal for thin section or feather-edge repairs where conventional cement based mortars would fail. Watco Concrex also makes an ideal thin section screeding material.

### Adhesion

Watco Concrex adheres strongly and permanently to the substrate.

### Shrinkage (on cure)

Negligible.

### Shelf life

The resin will last indefinitely and the curing agent at least nine months, with the container tightly sealed.

### Strength

Concrex is far stronger than concrete. The table shows a comparison (typical figures).

	Watco Concrex	Concrete
	MN/m <sup>2</sup>	MN/m <sup>2</sup>
Tensile strength	15.4	3.4
Flexural strength	55.9	6.9
Compressive strength	55.2	21-41

### Chemical Resistance

Resistant to spillages of many chemicals at 20°C commonly met within industry, including: paraffin, petrol, fuel oils, alcohols, dilute nitric, sulphuric and hydrochloric acids, sugar solutions, oxalic acid, citric acid, caustic soda, salt solutions, cutting oils, mineral oils. Advice given regarding other chemicals.

### Storage

Products should be stored at a temperature between 10°C and 30°C.

### Priming

A primer is not usually required if patch or crack repairing. Watco Tack Coat adhesive primer is recommended when applying Watco Concrex as a thin section screed or when applying to smooth, non-porous or metal surfaces. Watco Tack Coat Damp Prime enables repairs to be made to damp areas. Watco Tack Coat is always required with Concrex Vertical.

### Surface Preparation

Surfaces should be clean, dry and free of all loose material. Wire brushing or sweeping is generally sufficient. Watco Bio-D degreaser can be used to remove grease and oil. If the surface is wet, it can be primed with Watco Tack Coat Damp Prime.

### Mixing and Application

Each Watco Concrex pack contains a granular resinous compound and separate containers of curing agent. The components are mixed with a trowel according to the simple instructions in the pack until a smooth grey mortar is obtained. The more thorough the mixing, the 'wetter', smoother and more manageable the mix becomes. This can be achieved quite quickly by wearing disposable gloves and kneading the mixture by hand. A cretriangle or similar mixer can be used to ensure thorough mixing of larger quantities. This is trowelled firmly against the surface to be repaired, and finished with a trowel or float. To prevent drag on the trowel, a rag moistened with white spirit may be wiped across the face of the tool.

### Working Life

Half to one hour depending on the temperature. If Concrex® is used past its working life, trowelling will become difficult and adhesion will be reduced.

### Curing Times

- **Watco Concrex Original, High Temperature Grade, Coloured, Deep Fill and Vertical Grade**  
Normally 3-6 hours depending on temperature. Curing time will be extended by low temperatures. Curing will be very slow or even arrested by temperatures at 10°C and below.
- **Watco Concrex Cold Set**  
10 hours at 10°C, 8 hours at minus 10°C.
- **Watco Concrex Rapid Set**  
3 hours at 20°C, 6 hours at 10-15°C.

### Equipment Cleaning

Equipment used for mixing and applying Watco Concrex should be cleaned with white spirit or a similar solvent before the Watco Concrex cures.

### General Maintenance


When fully cured proprietary detergents or degreasants may be used to clean the surface.

### Limitations

With the exception of Watco Concrex High Temperature Grade, the products should not be subjected to temperatures above 60°C (140°F). In certain circumstances discolouration may occur on some vinyls when laid over Concrex repairs.

### Ordering

Available direct from Watco UK Ltd and through agents worldwide. All Watco products are sold subject to the Company's Standard Conditions of Sale. The Company and its representatives are often asked to comment on potential uses of Watco products which differ from those described in the Company's data sheets. Whilst in such cases the Company and its representatives will always try to offer helpful and constructive advice, the Company cannot be held responsible for the results of such uses unless they are specifically confirmed in writing by Watco.



### Watco UK Limited

Watco House, Filmer Grove, Godalming, Surrey GU7 3AL, UK  
Tel: 01483 42 5000 • Fax: 01483 42 8888  
www.watco.co.uk • E-mail: sales@watco.co.uk

### Quality Certified

ISO 9001  
BUREAU VERITAS  
Certification



Designed, manufactured and supplied under an ISO 9001 quality management system